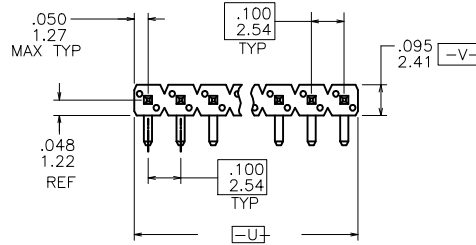


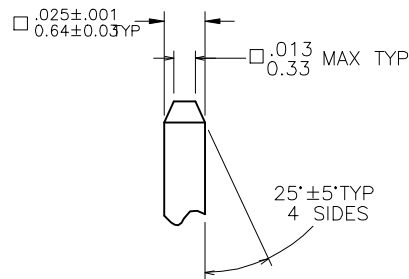
PRODUCT NUMBER
XXXXX-YYYHLF

LEAD FREE OPTION
NOTE 1,7
NO. OF POSITION
NOTE 1
PIN PLATING
SEE SHEET 2
BASE NUMBER

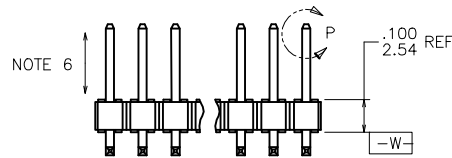


TOP VIEW

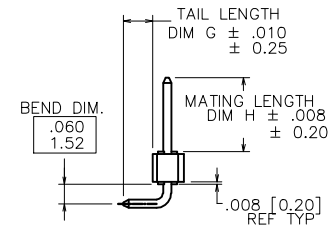
⊕ ∅ .020/.51 M U M V S W
NOTE 4



DETAIL P
TYP BOTH ENDS



SIDE VIEW



END VIEW

mat'l. code NOTE 2 & 3		surface ISO 1302	tolerance ISO 406 ISO 1101	projection 	product family BERGSTIK
ltr	ecn no	dr	date	tolerances unless otherwise specified	title
A	v71407	HTB	9/26/97	angles linear .XX±.01/.X±0.3	BERGSTIK® II HEADER .100/2.54cc SR R/A SPECIAL
B	M05-0027	MHT	4/21/05	linear .XXX±.006/XX±0.13	
C	M05-0246	MHT	11/23/05	0°±2'	scale 2:1
D	M06-0269	MNR	7/17/06	dr T. BREWBAKER	9/26/97
E	M06-0354	MHT	9/08/06	engr M. SMYK	9/26/97
F	M08-0291	MHT	10/06/08	chr M. SMYK	9/26/97
				appd M. SMYK	9/26/97
sheet	revision	F	F		
index	sheet	1	2		
dwg no		sheet 1 of 2		size	
71701		A3		type Product Customer Drawing	

PRODUCT NUMBER	TOT. PIN LGTH.		TAIL LENGTH		MATING LENGTH		LEAD FREE OPTION
	ENGLISH	METRIC	ENGLISH	METRIC	ENGLISH	METRIC	
	71701-X08H	0.601	15.26	.120	3.05	.318	

NOTES

1. PART NUMBER OPTIONS:

PIN PLATING CODES (SEE ABOVE)

NUMBER OF POSITION:

AVAILABLE IN 8 POSITION PART ONLY.

PACKAGING:

PACKAGED IN POLY BAGS.

LEAD FREE:

ADD "HLF" SUFFIX AT THE END OF PART NUMBER IS LEAD FREE OPTION.

2. BODY MATERIAL:

MANUFACTURER'S OPTION OF NYLON OR PCT, GLASS FIBER REINFORCED, FLAME RETARDENT PER UL-94V-0.

COLOR: BLACK.

OR

MINERAL FILLED LCP REINFORCED, FLAME RETARDENT PER UL-94V-0. COLOR: BLACK

PART NUMBERS WITH "H" SUFFIX WILL WITHSTAND EXPOSURE TO 260°C PEAK TEMPERATURE FOR 20 SECONDS IN WAVE SOLDER, INFRA-RED OR VAPOR PHASE SOLDER PROCESS.

PART NUMBERS WITHOUT "H" SUFFIX WILL WITHSTAND EXPOSURE TO 260°C PEAK TEMPERATURE FOR WAVE SOLDER PROCESS.

3. PIN MATERIAL: PHOS-BRONZE.

4. MEASURED WITH PART IN RESTRAINED CONDITION.

5. TWO SIDES OF PIN TIPS NOT PLATED. TYPICAL BOTH ENDS.

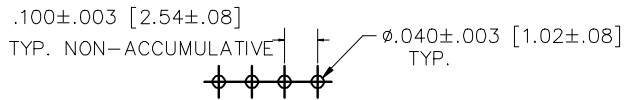
6. 2LBS/0.9KG MIN PIN RETENTION IN EITHER DIRECTION.

7. THESE PRODUCTS MEETS EUROPEAN UNION DIRECTIVES AND OTHER COUNTRY REGULATION AS DESCRIBED IN GS-22-008.

8. THIS PRODUCT HAS 100% TIN PLATING IN THE INTERFACE AND HAS NOT BEEN TESTED FOR WHISKER GROWTH IN ALL INTERCONNECT ENVIRONMENTS."

9. PLATING OPTIONS:
MAY BE EITHER GOLD OR GXT PLATED AT MANUFACTURER'S CHOICE.

PIN PLATING CODES:	
XXXXX-1YY	30u"/0.76u MIN (SEE NOTE 9) OVER 50u"/1.27u MIN Ni
XXXXX-4YY	100u"/2.54u MIN Sn OVER 50u"/1.27u MIN Ni (SEE NOTE 8)
XXXXX-4YYHLF	



RECOMMENDED HOLE PATTERN

mat'l code		surface		tolerance		projection		product family	
NOTE 2 & 3		ISO 1302		ISO 406 ISO 1101				BERGSTIK	
ltr	ecn no	dr	date	tolerances unless otherwise specified				title	
F				angles	linear	INCH/MM		BERGSTIK® II HEADER	
				0°±2'		scale 2:1		.100/2.54cc SR R/A SPECIAL	
		dr	T. BREWBAKER	9/26/97				dwg no	
		engr	M. SMYK	9/26/97				sheet 2 of 2 size	
		chr	M. SMYK	9/26/97				71701	
		appd	M. SMYK	9/26/97				A3	
sheet	revision							type Product Customer Drawing	
index	sheet								



Copyright FCJ